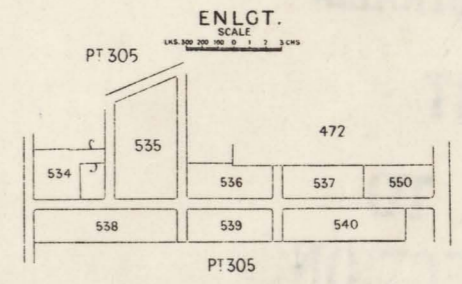

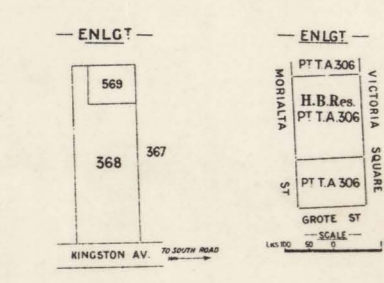
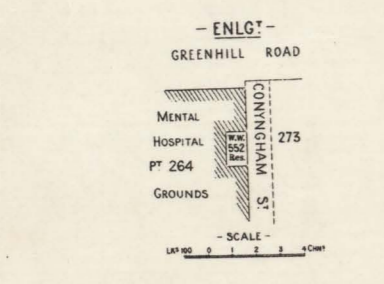


ADELAIDE C^O ADELAIDE

H 830 bje
1:63,260
Adelaide
1959

SCALE
Chains 80 70 60 50 40 30 20 10 0 80 160 Chains
MILE 0 1 2 MILES



COMPILED IN THE OFFICE OF THE SURVEYOR GENERAL
DEPARTMENT OF LANDS

ADELAIDE