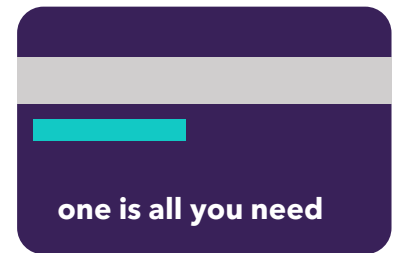




# HOW TO BORROW **BOOKS** & OTHER ITEMS ON THE CATALOGUE

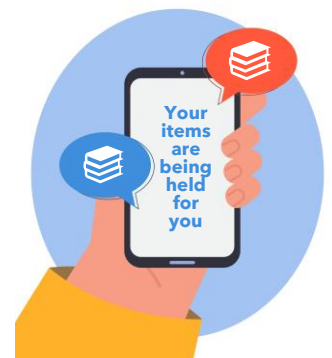
## **You only need 'One Card'**

SA library customers can use any public library across SA with a single card, and have access to over 3 million items. The 'one card' network connects more than 130 public libraries across the State and provides convenient access to the entire public library collection.



## **Borrowing what you want is just a click away**

To get quick access to the books on the booklist, simply search our online catalogue and reserve the item you want - it's easy and free! When your item becomes available you can be notified by email or SMS & you can pick up from your preferred library.



## **Becoming a member**

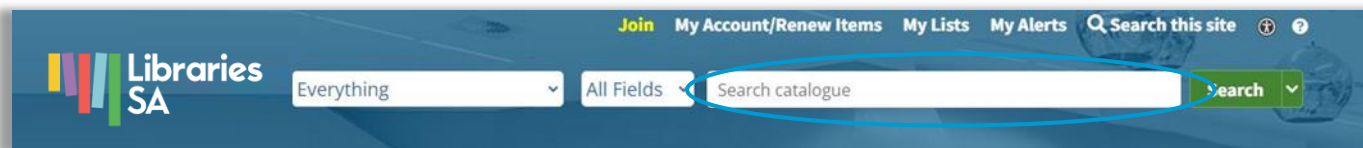
Join online at [libraries.sa.gov.au/join](https://libraries.sa.gov.au/join) for digital membership to access digital items such as eBooks.

If you wish to borrow physical items/books, you'll need to visit your library in person with identification to create a membership or upgrade your digital membership - check with your local library as to the identification you'll require.



## Searching the online catalogue

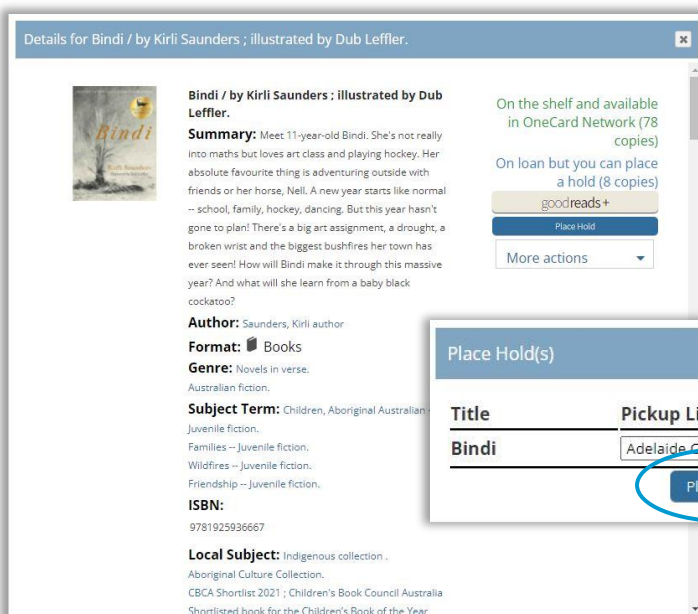
- Go to [libraries.sa.gov.au](http://libraries.sa.gov.au)
- Locate the online catalogue at the top of the page



- In the 'Search catalogue' field, type the title of the book/item you would like to borrow along with the surname of the author
- Click on the 'search' button

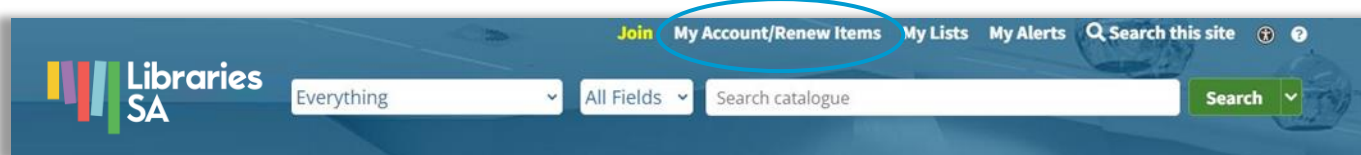
## Reserving using the online catalogue

- Once you have searched for the book you would like to borrow, locate the book and click on the title or photo of the book (below left)
- View and scroll down the page (below middle) to read a summary of the book, along with the number and location of book copies available
- Select 'Place Hold' to start the process of reserving a copy(s) of the book
- Choose your preferred library pick up location and select 'Place Hold' (below right)
- You will be notified by email or SMS when your book is available to be collected if you provided these contact details when you created your membership

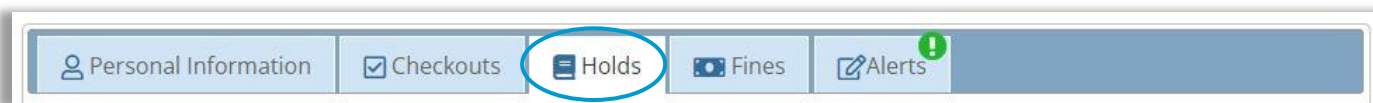


## Checking the status of holds (reservations)

- Go to [libraries.sa.gov.au](http://libraries.sa.gov.au)
- Locate the online catalogue at the top of the page
- Select 'My Account/Renew Items'. Enter your barcode, pin and select 'Log in'



- Select the 'Holds' tab



- Here you can check the status of your hold

## Need any assistance?

If you need any assistance, please contact your local library.

Find yours at [libraries.sa.gov.au](http://libraries.sa.gov.au)